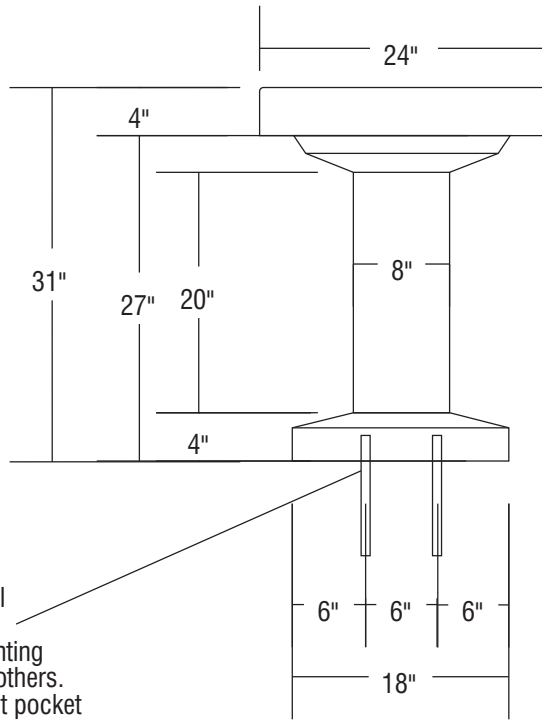
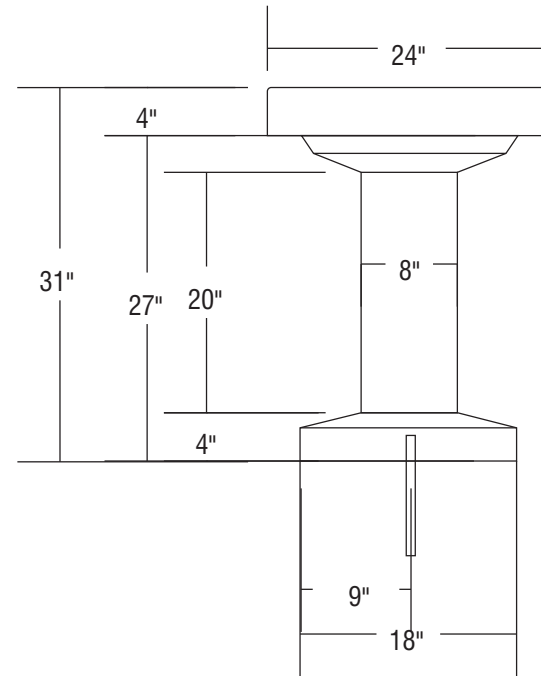


SIDE 1 ELEVATION

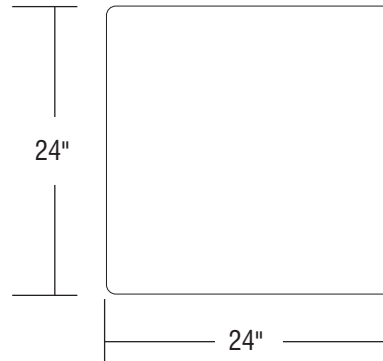


(2) 3/4" x 10" coil rods and inserts provided for mounting table on sight by others. 3" x 10" dia. grout pocket recommended (layout as shown)

SIDE 2 ELEVATION



PLAN



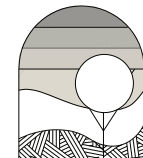
**NOTES:**

1. Concrete mix design to include a mixture of Portland Cement, water, coarse and fine aggregates, pure mineral oxide coloring agents (when applicable) to yield a minimum compressive strength of 5000 psi.
2. Final product shall be reinforced with #4 and #5 rebar grid.
3. Product is cast in 1-piece with no assembly required.
4. Hairline cracks may develop over time. These are not structural failures, but inherent characteristics of the material itself.
5. Air pockets are a common occurrence in precast products. The frequency and size of air pockets are variable and to be expected, especially on vertical surfaces.
6. Concrete corners and edges will chip if not handled according to guidelines. Patch kits are available but may or may not blend and can be variable.
7. There is a level of care and maintenance associated with your product and is the responsibility of the end user. Choosing the right sealer can help minimize those costs.

**TABLE INSTALLATION::**

This table model will have (2) cast in threaded inserts in the bottom of leg. Table will be supplied with coilrod for mechanical attachment, as an additional security method.  
 \*\*Table requires epoxy applied to cover bottom of entire leg. Epoxy adhesive should be checked periodically to ensure continued adhesion.

**WEIGHT: 500 LBS**  
**TEXTURE:**  
**COLOR:**  
**SEALER:**



**OUTDOOR CREATIONS INC.**  
 2270 Barney Street  
 Anderson, CA 96007  
 (530) 365-6106  
 FAX (530) 365-5129