

MODEL #3001A CONCRETE GROUP BARBECUE
WITH LIFTABLE AND LOCKABLE STEEL LID

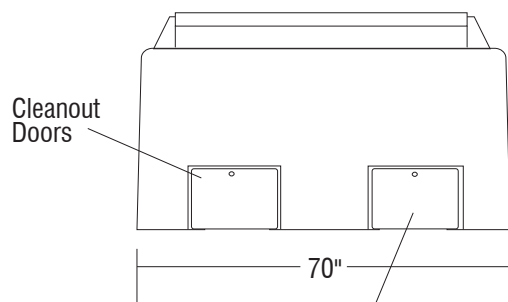
OUTDOOR CREATIONS, INC.

CUSTOMER APPROVAL x _____

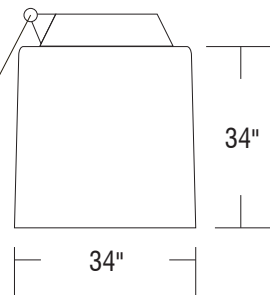
SCALE: 1" = 36"

DRAWN BY: MNC

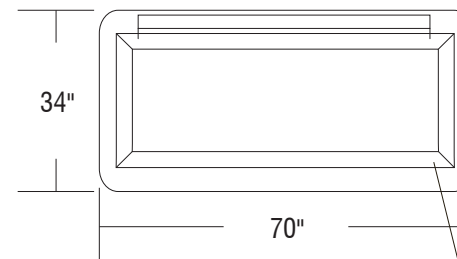
ELEVATION



SIDE ELEVATION

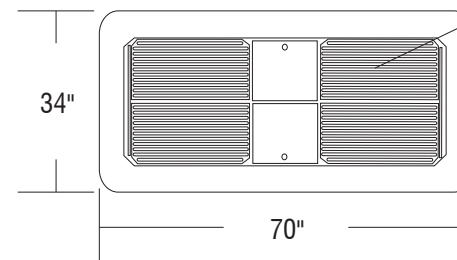



PLAN



Lockable steel lid, lock supplied by others
Painted black

Concealed hinge allows door to be raised
and locked in upright position for ash
removal




One-piece 3/8" Laser-cut Grill
*No welds to fail
Dual grills with
dual center hot plates
Lid and grill are one-piece

NOTES:

1. Concrete mix design to include a mixture of Portland Cement, water, coarse and fine aggregates, pure mineral oxide coloring agents (when applicable) to yield a minimum compressive strength of 5000 psi.
2. Final product shall be reinforced with #4 and #5 rebar grid.
3. Product is cast in 1-piece with no assembly required.
4. Hairline cracks may develop over time. These are not structural failures, but inherent characteristics of the material itself.
5. Air pockets are a common occurrence in precast products. The frequency and size of air pockets are variable and to be expected, especially on vertical surfaces.
6. Concrete corners and edges will chip if not handled according to guidelines. Patch kits are available but may or may not blend and can be variable.
7. There is a level of care and maintenance associated with your product and is the responsibility of the end user. Choosing the right sealer can help minimize those costs.

WEIGHT: 3150 LBS
TEXTURE:
COLOR:
SEALER:



**OUTDOOR
CREATIONS
INC.**

2270 Barney Street
Anderson, CA 96007
(530) 365-6106
FAX (530) 365-5129