

MODEL #411 CONCRETE BENCH - (1) PIECE
WITHOUT ARMRESTS


OUTDOOR CREATIONS, INC.

CUSTOMER APPROVAL x _____

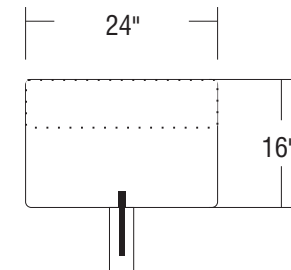
SCALE: 1" = 24"

DRAWN BY: MNC

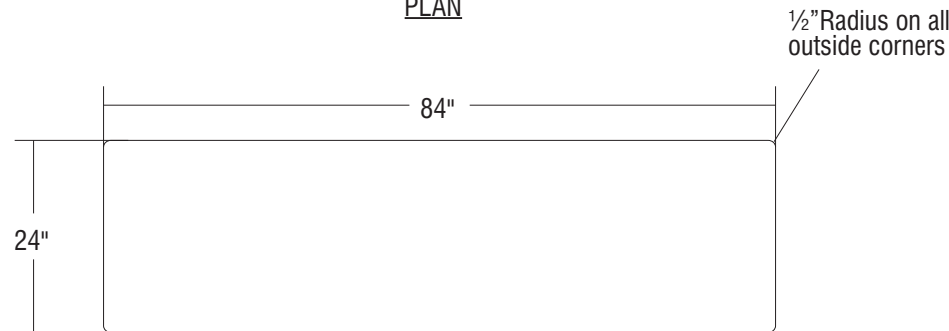
ELEVATION



SECTION



PLAN



NOTES:

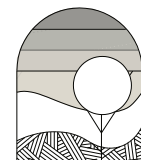
1. Concrete mix design to include a mixture of Portland Cement, water, coarse and fine aggregates, pure mineral oxide coloring agents (when applicable) to yield a minimum compressive strength of 5000 psi.
2. Final product shall be reinforced with #4 and #5 rebar grid.
3. Product is cast in 1-piece with no assembly required.
4. Hairline cracks may develop over time. These are not structural failures, but inherent characteristics of the material itself.
5. Air pockets are a common occurrence in precast products. The frequency and size of air pockets are variable and to be expected, especially on vertical surfaces.
6. Concrete corners and edges will chip if not handled according to guidelines. Patch kits are available but may or may not blend and can be variable.
7. There is a level of care and maintenance associated with your product and is the responsibility of the end user. Choosing the right sealer can help minimize those costs.

BENCH INSTALLATION::

This bench model will have cast in threaded inserts in the bottom of each leg. Bench will be supplied with coilrod for mechanical attachment, as an additional security method.
**Bench requires epoxy applied to cover bottom of entire leg. Epoxy adhesive should be checked periodically to ensure continued adhesion.

*Threaded inserts in legs for mounting dowels (1 per leg).
(2) 3/4" x 8" coilrods provided per bench for mounting.

WEIGHT: 1100 LBS
TEXTURE:
COLOR:
SEALER:



**OUTDOOR
CREATIONS
INC.**
2270 Barney Street
Anderson, CA 96007
(530) 365-6106
FAX (530) 365-5129