

MODEL #413C - 22" TALL BLOCK CONCRETE BENCH

OUTDOOR CREATIONS, INC.

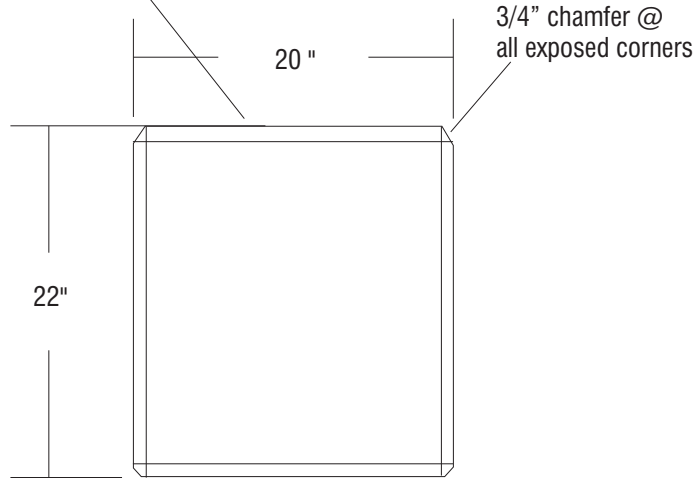
SCALE: 1" = 12"

CUSTOMER APPROVAL x \_\_\_\_\_

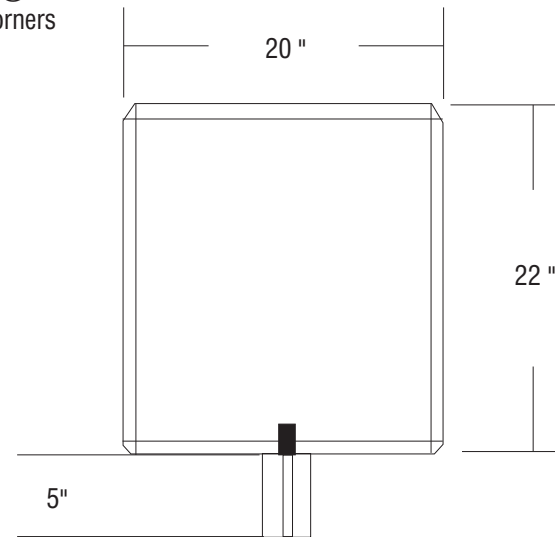
DRAWN BY: MNC

Threaded pick point,  
patch in field by others (opt)

FRONT ELEVATION



SECTION



Threaded coil insert and  
rod provided with bench  
for mechanical attachment  
into 3" dia. Grout pocket on  
site by others.

NOTES:

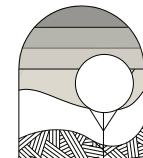
1. Concrete mix design to include a mixture of Portland Cement, water, coarse and fine aggregates, pure mineral oxide coloring agents (when applicable) to yield a minimum compressive strength of 5000 psi.
2. Final product shall be reinforced with #4 and #5 rebar grid.
3. Product is cast in 1-piece with no assembly required.
4. Hairline cracks may develop over time. These are not structural failures, but inherent characteristics of the material itself.
5. Air pockets are a common occurrence in precast products. The frequency and size of air pockets are variable and to be expected, especially on vertical surfaces.
6. Concrete corners and edges will chip if not handled according to guidelines. Patch kits are available but may or may not blend and can be variable.
7. There is a level of care and maintenance associated with your product and is the responsibility of the end user. Choosing the right sealer can help minimize those costs.

BENCH INSTALLATION::

This bench model will have cast in threaded inserts in the bottom of each leg. Bench will be supplied with coilrod for mechanical attachment, as an additional security method.  
\*\*Bench requires epoxy applied to cover bottom of entire leg. Epoxy adhesive should be checked periodically to ensure continued adhesion.

\* (1) 3/4" x 5" coilrod provided per bench for mounting  
**\*Bench MUST be mechanically attached.**

WEIGHT: 720 LBS  
TEXTURE:  
COLOR:  
SEALER:



**OUTDOOR  
CREATIONS  
INC.**  
2270 Barney Street  
Anderson, CA 96007  
(530) 365-6106  
FAX (530) 365-5129