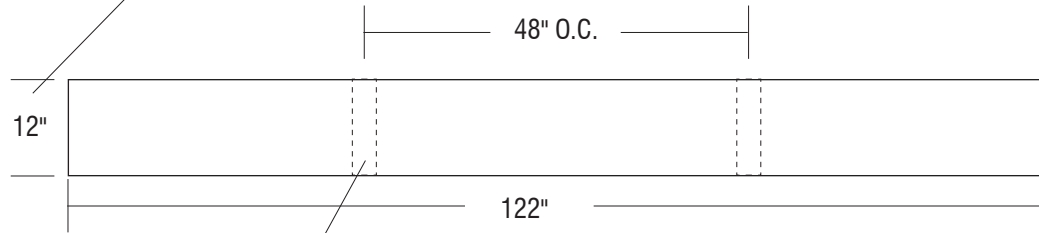


Minimum below grade
Add height needed above grade

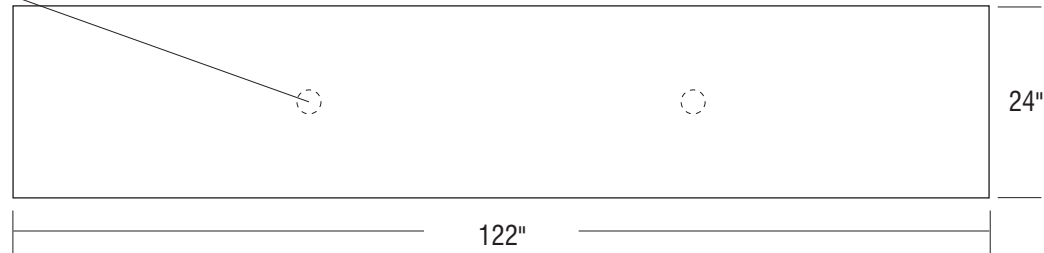
ELEVATION

SECTION



3" grout pockets

PLAN




1. Cast (2) mounting thru holes (grout pockets) minimum diameter 3", in footing as shown.

2. Insert pipe (supplied with sign) into holes in bottom of sign.

3. Fill grout pockets with liquid grout cement and lower sign onto footing, using epoxy between sign and footing for final anchoring.

This footing is the minimum below grade requirement as recommended by Outdoor Creations, Inc. Any additional requirement such as additional height, inset mounting pocket, changes to mounting method for local code requirements, etc. to be the responsibility of the customer.



**OUTDOOR
CREATIONS
INC.**
2270 Barney Street
Anderson, CA 96007
(530) 365-6106
FAX (530) 365-5129